


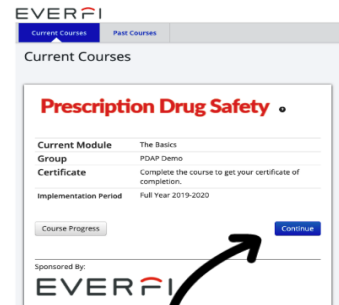

Student Registration Guide

PLEASE READ: If accessing EVERFI at your school, go to the Clever Shortcut icon on your desktop.



**If remote learning, go to www.Clever.com and click “Login as a Student”

- Login with the “active directory” one of 2 ways:
 - Use Office 365 Login -
Username: **first name.lastname**
Password: **Computer password at school**
 - Username: **Include SCH\ in front of your student ID**
 - Password: **Computer password at school**
- Search for the EVERFI tile in your list of apps & Click get started on the course assigned by your teacher.



**If your screen is blank, please reach out to your teacher. If you are using a resource with a counselor, please enter the code you were given on the top right corner “add a code.”